

2017 Report to Stakeholders



New Bus:

Prepared by:

Paul Siller,
General Manager
March 29, 2018

Mission Statement:

Provide community transit services for people with special transportation needs in the Rocky View County district and surrounding area.

Performance Highlights

18% more trips for municipal residents
15% more service hours
10% more registered passengers
14% more kilometres travelled

Operations Overview

RVRHS has two core programs:

- Community transportation for municipalities in the Rocky View District
- Special Needs Contract Transportation Contracted transportation of special needs students for Rocky View Schools

Municipal Operations

RVRH provides community transit to municipalities on a regional model. Rather than develop a separate business cases for each municipality, we look at participating municipalities as a region. Municipal contributions are requested on a population or per capita basis.

Example: The 2017 per capita rate is \$6.70. The town of Mudville (pop 4,201) receives a \$28,247 funding request.

The synergies of working across a region reduce transportation cost: big communities help small communities, densely-populated areas help sparsely populated areas, and municipalities close to Calgary help the municipalities farther afield.

Inevitably, some municipalities will consume more service than others. However, the benefit of regional participation is a single municipality will pay less for their paratransit services than if they implemented their own program.

School Transportation: Special Needs Students

Working with Rocky View Schools, we provide transportation for special needs students attending 10 schools. Transportation is provided on fee for service basis, similar to “yellow bus” contracts.

Provincial funding does not provide sufficient funding to transport special needs children. Our charitable status and community fund-raising helps every education dollar go further.

2017

| |
|---------------------------|
| <i>Active registrants</i> |
| <i>Change from 2016</i> |

| Municipal Operations | RVS Operations | Overall |
|----------------------|----------------|---------|
| 927 | 49 | 976 |
| 13 % | -23 % | 10 % |

| <i>Trips by Purpose</i> | Municipal Operations | RVS Operations | Overall |
|-------------------------------|----------------------|----------------|---------------|
| <i>Education</i> | 532 | 12,082 | 12,614 |
| <i>Medical</i> | 6,701 | 0 | 6701 |
| <i>Personal</i> | 2,884 | 0 | 2884 |
| <i>Respite</i> | 802 | 0 | 802 |
| <i>Vocation</i> | 964 | 0 | 964 |
| <i>Group Outing (Leisure)</i> | 512 | 0 | 512 |
| Total Trips | 12,395 | 12,082 | 24,477 |
| <i>Change from 2016</i> | 18 % | -3 % | 6 % |

| <i>Estimation of Cost</i> | Municipal Operations | RVS Operations | Overall |
|---|----------------------|------------------|--------------------|
| <i>Trips provided</i> | 12,395 | 12,082 | 24,477 |
| <i>Estimated travel distance</i> | 255,296 | 94,383 | 349,679 |
| <i>Portion of Activity</i> | 65.9% | 34.1% | 100% |
| Estimated cost Of transportation | \$676,309 | \$349,291 | \$1,025,600 |

| <i>Revenue</i> | Municipal Operations | RVS Operations | Overall |
|-------------------------------|----------------------|------------------|--------------------|
| <i>Municipal Contribution</i> | \$574,642 | | \$574,642 |
| <i>Fares/ Fees/ Donations</i> | \$100,374 | | \$100,374 |
| Revenue Total | \$675,016 | \$355,291 | \$1,030,307 |
| Net | \$-1,293 | \$6,000 | \$4,707 |

| Registered Passengers by Municipality | | | | | | |
|---------------------------------------|------------|------------|------------|------------|------------|------------|
| Residency | 2012 | 2013 | 2014 | 2015 | 2016 | 2017 |
| Rocky View Schools | 43 | 51 | 57 | 73 | 73 | 49 |
| Beiseker | - | - | 3 | 8 | 8 | 12 |
| Carstairs | - | - | 43 | 50 | 50 | - |
| Chestermere | 40 | 58 | 77 | 95 | 95 | 139 |
| Cochrane | 199 | 252 | 310 | 352 | 352 | 443 |
| Crossfield | 19 | 26 | 30 | 40 | 40 | 72 |
| Irricana | - | - | 9 | 11 | 11 | 11 |
| Other | 11 | 18 | 11 | 12 | 12 | 8 |
| Rocky View County | 114 | 140 | 165 | 193 | 193 | 242 |
| Tri-transit (2012-13) | 51 | 70 | - | - | - | - |
| Active passengers | 477 | 615 | 705 | 838 | 838 | 976 |

Municipal Operations

| Demographics | RV County | Cochrane | Chestermere | Crossfield | Irricana | Beiseker | Other | Municipal Operations |
|----------------------|-----------|----------|-------------|------------|----------|----------|-------|----------------------|
| Population | 39,407 | 26,320 | 20,331 | 3,055 | 1,216 | 819 | N/A | 94,148 |
| Service Area (sq km) | 3,934 | 31 | 37 | 12 | 3.2 | 2.8 | N/A | 4,040 |
| Active registrants | 211 | 408 | 112 | 57 | 11 | 11 | 13 | 824 |
| Change from 2016 | 15 % | 9 % | 24 % | 26 % | 10 % | 9 % | -47 % | 13 % |

| Trips by Purpose | RV County | Cochrane | Chestermere | Crossfield | Irricana | Beiseker | Other | Municipal Operations |
|------------------------|--------------|--------------|--------------|--------------|-----------|----------|------------|----------------------|
| Education | 264 | 129 | 127 | 0 | 0 | 0 | 12 | 532 |
| Medical | 2,299 | 2,321 | 1,339 | 657 | 76 | 4 | 2 | 6,701 |
| Personal | 650 | 1,502 | 493 | 224 | 0 | 1 | 14 | 2,884 |
| Respite | 185 | 2 | 497 | 148 | 0 | 0 | 0 | 802 |
| Vocation | 294 | 28 | 574 | 0 | 0 | 0 | 68 | 964 |
| Group Outing (Leisure) | 44 | 404 | 0 | 0 | 0 | 0 | 64 | 512 |
| Total Trips | 3,736 | 4,386 | 3,000 | 1,029 | 76 | 5 | 163 | 12,395 |
| Change from 2016 | 25 % | 16 % | 18 % | 57 % | 90 % | -91 % | -67 % | 18 % |

| Estimation of Cost | RV County | Cochrane | Chestermere | Crossfield | Irricana | Beiseker | Other | Municipal Operations |
|----------------------------------|-----------|-----------|-------------|------------|----------|----------|---------|----------------------|
| Trips provided | 3736 | 4386 | 3000 | 1029 | 76 | 5 | 163 | 12,395 |
| Est. Travel Distance | 91,861 | 84,728 | 51,329 | 23,280 | 2674 | 409 | 1015 | 255,296 |
| Portion of Activity | 33.1% | 34.3% | 22.2% | 8.7% | 0.8% | 0.1% | 0.8% | |
| Estimated cost Of transportation | \$223,599 | \$231,883 | \$149,833 | \$58,909 | \$5,615 | \$678 | \$5,791 | \$676,309 |

| Revenue | RV County | Cochrane | Chestermere | Crossfield | Irricana | Beiseker | Other | Municipal Operations |
|-------------------------|------------------|------------------|------------------|-----------------|----------------|--------------|----------------|----------------------|
| Municipal Contribution* | \$246,900 | \$168,317 | \$132,090 | \$19,550 | \$7,785 | 0 | | \$574,642 |
| Fares/ Fees/ Donations | \$31,392 | \$35,215 | \$22,781 | \$8,770 | \$1,018 | \$172 | \$1,026 | \$100,374 |
| Revenue Total | \$278,292 | \$203,532 | \$154,871 | \$28,320 | \$8,803 | \$172 | \$1,026 | \$675,016 |

| | | | | | | | | |
|------------|----------|-----------|---------|-----------|---------|--------|----------|---------|
| Net | \$54,693 | -\$28,352 | \$5,038 | -\$30,589 | \$3,188 | -\$506 | -\$4,765 | -\$1293 |
|------------|----------|-----------|---------|-----------|---------|--------|----------|---------|

Notes:

| | |
|----------------------------|---|
| Trips by Purpose: | |
| Education | Trips for education |
| Medical | Medical or therapeutic purposes |
| Personal | Daily living - grocery, banking, etc. |
| Respite | Travel to program or facility with purpose of giving caregivers a break |
| Vocation | Work, volunteer or sheltered work placement |
| Group Outing (Leisure) | Recreation outings - Note: provided on a cost recovery basis |
| Estimation of Cost: | |
| Trips provided | Number of people carried = Passengers + attendants+ guests |
| Estimated travel distance | Distance people were carried - estimated by GIS and scheduling software |
| Proportion of expense | Average of: a) proportion of trips and B) Travel Distance (expressed as percentage) |
| Estimated cost | Proportion of Annual Expenses or Year to Date |
| Revenue: | |
| Donations | Donations clearly identified from or for a particular group/region |
| Municipal contribution | Municipal contribution (amortized (pro-rated) year to date) |
| Fee for service | Revenue from contract services applicable to a particular group/region |
| Fares | passenger fares (rate \$4 for every 10 km of travel) + group outing revenue |
| Operations Notes: | |
| Rocky View Schools | Contracted on 100% cost recovery. Passengers carried separately from other partners. |
| Municipal Operations | Regional shared-ride and shared-cost services provided to supporting municipalities. |
| Other | Various trips provided where there is no funding agreement or funding agreement took effect mid-year. |

Fleet Details

Our buses are equipped to Canadian Standards Association (CSA) D409 specifications. Our vehicles are maintained by licensed mechanics and also inspected semi-annually to Alberta Transportation standards.

| Bus | Year/Model | Fuel | Seating | Service Start | Odometer (12-31-2017) | Comment (Fmr. = "formerly") |
|-----|-----------------------------|--------|-----------------|---------------|-----------------------|---|
| 1 | 2009 Ford E350/ Startrans | Gas | W/C: 2 / AMB: 8 | 2009 | 329,077 | Donated by Rocky View County |
| 2 | 2015 Ford E450/ Starcraft | Gas | W/C 2 / AMB: 16 | 2015 | 34,850 | 2014 Casino funds plus matching grant |
| 3 | 2009 Dodge Grande Caravan | Gas | W/C: 1 / AMB: 3 | 2011 | 310,840 | Liberty Motors Wheelchair conversion |
| 4 | 2016 Ram Promaster | Gas | W/C: 2 / AMB: 5 | 2016 | 92,416 | Donation: W&R Ranches |
| 5 | 2016 Ford E350/ Starcraft | Gas | W/C: 2 / AMB: 8 | 2017 | 37,292 | Donation: Gerald C. Isley Family |
| 6 | 2013 Dodge Grande Caravan | Gas | W/C: 1 / AMB: 3 | 2017 | 169,966 | Fmr Claresholm Transportation Society |
| 8 | 2010 Dodge Grande Caravan | Gas | W/C: 1 / AMB: 3 | 2017 | 167,658 | Fmr Claresholm Transportation Society |
| 9 | 2005 Dodge Sprinter | Diesel | W/C: 2 / AMB 4 | 2006 | 508,273 | Started service Feb 2006 |
| 10 | 2010 Ford E350/ Startrans | Gas | W/C: 2 / AMB: 8 | 2010 | 287,184 | Donation: Teske Auctioneering |
| 11 | 2005 Ford Freestar/ Liberty | Gas | W/C: 1 / AMB: 3 | 2007 | 398,184 | 2006 conversion: Liberty motors |
| 14 | 2007 Ford Freestar/ Liberty | Gas | W/C: 1 / AMB: 3 | 2009 | 398,946 | Liberty Motors Wheelchair conversion |
| 15 | 2008 Ford E350/ Startrans | Gas | W/C: 2 / AMB: 8 | 2008 | 343,492 | Donated by local resident |
| 16 | 2009 Dodge Grande Caravan | Gas | W/C: 1 / AMB: 3 | 2011 | 422,587 | Liberty Motors Wheelchair conversion |
| 18 | 2006 Dodge Caravan /VMI | Gas | W/C: 1 / AMB: 3 | 2012 | 429,450 | Fmr Medicine Hat Taxi (orig. 219,060km) |
| 19 | 2006 Dodge Caravan /VMI | Gas | W/C: 1 / AMB: 3 | 2012 | 371,691 | Fmr Medicine Hat Taxi (orig. 207,159km) |
| 21 | 2004 Ford E350/ Corbeil | Gas | W/C: 1 / AMB: 7 | 2010 | 303,377 | Fmr. Cochrane Handibus |
| 22 | 2006 Ford E350/ Startrans | Gas | W/C: 2 / AMB: 8 | 2010 | 360,338 | Fmr. Cochrane Handibus |
| 30 | 2016 Ram Promaster | Gas | W/C: 2 / AMB: 5 | 2016 | 39,363 | Rocky View County/Alberta Community Partnership |
| 31 | 2016 Ram Promaster | Gas | W/C: 2 / AMB: 5 | 2016 | 69,536 | Rocky View County/Alberta Community Partnership |
| 32 | 2016 Ram Promaster | Gas | W/C: 2 / AMB: 5 | 2016 | 48,319 | Rocky View County/Alberta Community Partnership |
| 33 | 2017 Dodge Grande Caravan | Gas | W/C: 1 / AMB: 3 | 2017 | 18,309 | Rocky View County/Alberta Community Partnership |

W/c = Wheelchair

Note: Liberty Motors acquires lease- returned vehicles (40,000– 60,000 km) and converts vehicle to a rear entry wheelchair accessible vehicle. Such vehicle chassis may be 1- 2 years older than conversion date.

Amb= Ambulatory

Costs and Activity Summary:

| Year | Repair & Maintenance | Fuel | Insurance | Vehicle km | Vehicle hours | Trips | Staff | Municipal Support | Operation Expenses |
|------|----------------------|----------|-----------|------------|---------------|--------|-------|-------------------|--------------------|
| 2001 | \$17,820 | \$29,882 | \$6,331 | 265,966 | 6,813 | 11,737 | 9 | \$35,910 | \$327,600 |
| 2002 | \$30,339 | \$31,079 | \$8,838 | 324,773 | 6,815 | 9,320 | 9 | \$28,000 | \$341,086 |
| 2003 | \$43,020 | \$39,512 | \$11,572 | 345,726 | 7,423 | 9,848 | 10 | \$15,000 | \$383,006 |
| 2004 | \$43,601 | \$47,486 | \$16,838 | 385,870 | 9,487 | 13,378 | 10 | \$26,600 | \$389,304 |
| 2005 | \$49,473 | \$49,587 | \$17,321 | 370,347 | 8,625 | 13,823 | 10 | \$38,700 | \$431,533 |
| 2006 | \$53,316 | \$49,555 | \$16,819 | 379,967 | 9,401 | 13,139 | 10 | \$36,500 | \$428,494 |
| 2007 | \$53,168 | \$49,693 | \$15,557 | 381,493 | 10,512 | 13,500 | 10 | \$66,400 | \$444,175 |
| 2008 | \$55,592 | \$60,599 | \$15,000 | 370,225 | 9,898 | 14,300 | 10 | \$97,050 | \$484,343 |
| 2009 | \$55,364 | \$49,497 | \$15,926 | 398,381 | 10,050 | 13,497 | 10 | \$120,000 | \$505,422 |
| 2010 | \$66,975 | \$57,177 | \$17,615 | 396,311 | 11,470 | 14,549 | 19 | \$99,000 | \$543,542 |
| 2011 | \$63,674 | \$92,397 | \$21,771 | 474,086 | 14,505 | 18,300 | 19 | \$158,500 | \$710,468 |
| 2012 | \$92,797 | \$90,638 | \$24,202 | 497,049 | 15,026 | 19,130 | 19 | \$291,669 | \$756,777 |
| 2013 | \$95,449 | \$90,483 | \$30,495 | 467,410 | 15,750 | 18,997 | 19 | \$335,741 | \$727,680 |
| 2014 | \$83,567 | \$96,739 | \$32,837 | 524,284 | 15,970 | 20,206 | 21 | \$412,520 | \$838,501 |
| 2015 | \$84,183 | \$82,780 | \$31,359 | 558,641 | 16,725 | 21,706 | 23 | \$452,189 | \$896,930 |
| 2016 | \$79,661 | \$82,424 | \$32,860 | 556,249 | 17,471 | 23,042 | 23 | \$490,881 | \$915,753 |
| 2017 | \$95,755 | \$97,171 | \$36,215 | 591,856 | 19,427 | 24,477 | 22 | \$580,099 | \$1,030,307 |

Note: We assumed operation of the Big Hill Senior Citizen Activity Society in September 2010. The following year (2011) was the first full year offering service to Cochrane residents

Infrastructure Strategies

RVRHS has been experiencing consistent year over year growth. Three infrastructure considerations will figure prominently 2018 to 2020.

Bus Replacement / Fundraising

40% of our fleet is currently due for immediate replacement. Although we acquired four vehicles in 2017 as well as four vehicles in 2016, we must to make stronger effort to update our fleet. We are undertaking an annual capital fund-raising campaign \$250,000 to \$300,000 to “turn-over our fleet:

Technology Upgrades

RVRH uses scheduling software to manage booking requests. In 2011, we acquired the “light” version of the software as it was most suitable to the amount of service we provided at the time. As we start 2018, we are providing 3 times the number of trips on a daily basis. It is time to pursue technology upgrades that will meet our increased workload and meet future needs:

- **Automatic Scheduling Module:** this will permit software to reshuffle all trips on driver schedules to facilitate additional trips.
- **Mobile Data Terminals:** as the software reschedules trips to accommodate last-minute changes, updated itineraries are delivered to the driver 3 data tablets mounted in each vehicle. This will improve our ability to handle the same day bookings and changes (e.g. appointment runs late). As a bonus, data such as time, odometer and fare payments will be recorded directly from the driver inputs.
- **Interactive Voice Response:** passengers book a trip giving us a request for times. Our schedulers make use of the 45 minute window to facilitate additional passengers. For example to passengers heading to 2 different hospitals for 10 AM appointment may encounter one of the passengers arriving at the hospital at 9:15 AM so the 2nd passenger can arrive at the other hospital for their 10 o'clock time requested. We presently call each passenger booked with their scheduled pickup times. The IVR system would call passengers or send SMS messages to free up staff to
- **Smart Phone App:** the last step to improve communication for customers is a smart phone app allowing passengers to directly communicate with the scheduling system. This will facilitate “ready now” situations where the appointment finishes drastically early. This app would also allow customer to watch the bus approach on a map just like the right sharing apps.

Cost of Upgrades: \$175,000- \$200,000

Headquarters/Operations

As we grow beyond our existence of a “scrappy” non-profit organization, we need to consider opportunities to establish a useable or purpose built headquarters facility. Such a facility would feature:

- Maintenance service bays
- Scheduling/dispatch centre
- Training centre
- Wash bay facility
- Bus parking
- Meeting space
- Office space
- Good access to Hwy 2 / Stoney trail

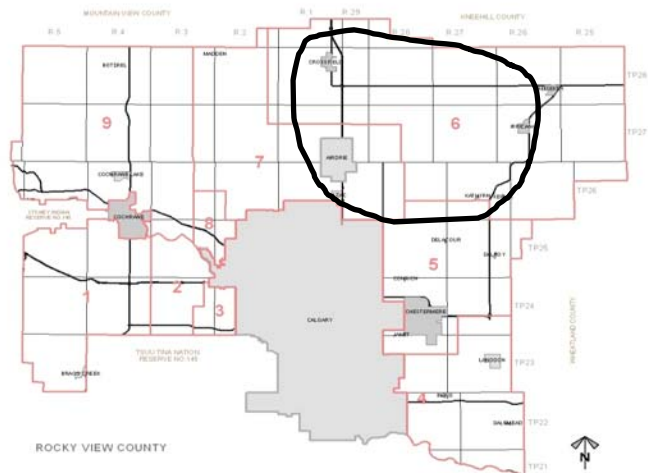
This facility would be a long term objective. In the meantime, we will remain alert for any relevant opportunities.

Organization History

The Early Days

The Crossfield, Rocky View, Airdrie, Balzac (C.R.A.B.) Society for the Handicapped was formed to provide a disability resource centre to promote integration of special needs children within the Rocky View School Division. In 1980, parents of rural special needs children solicited the donation of a bus from a Calgary branch of the Royal Canadian Legion. This bus was used to provide transportation to schools. Within two years, the organization's mandate had expanded to include seniors and adults with disabilities.

In the mid-1990's the organization's focus shifted away from the resource centre to an exclusive focus on transportation. In 1998, the C.R.A.B. Society was renamed Handi Bus By C.R.A.B. Society, an organization with five vehicles serving the north and east regions of Rocky View. In 2002, we became the Rocky View Regional Handibus Society, operating as the **Rocky View Bus**.



Taking a Bigger Challenge

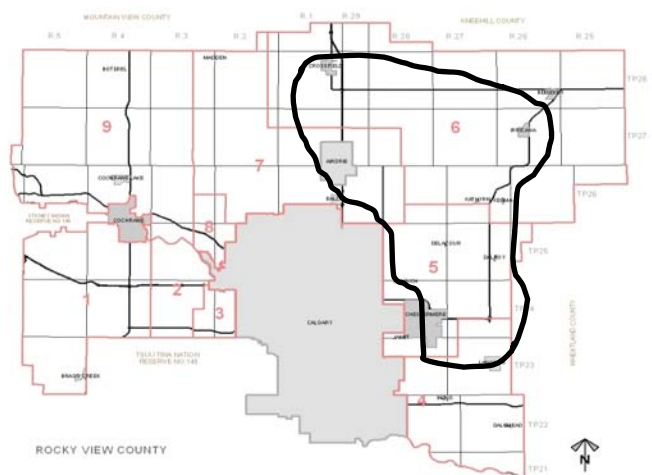
As the newly named Rocky View Regional Handibus Society (RVRHS), the organization acknowledged how the local handibus was often the only form of public transportation available in rural areas. The mandate for disability and seniors transportation was expanded to include residents in vulnerable circumstances due to transportation barriers. Situations such as low-income residents picking up a food bank hamper, families at risk travelling to counselling or the temporary loss of drivers licence due to medical reasons became eligible for transportation. These circumstances were infrequent but make a difference for the families needing a hand.

2006-2008: In response to requests for transportation, our organization began expansion into Southeast portion of Rocky View.

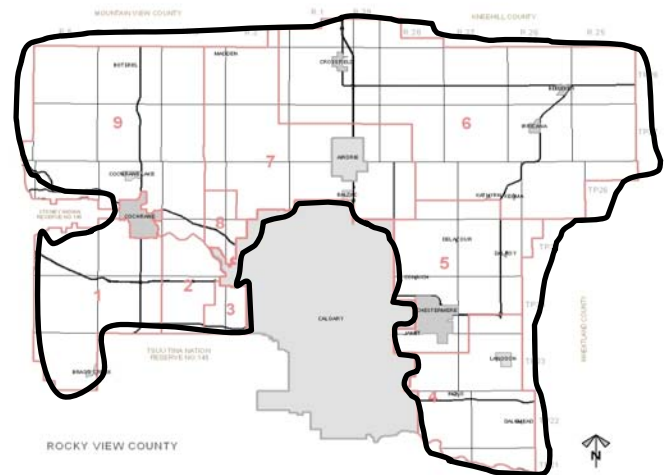
2010: Big Hill Senior Citizens Activity Society of Cochrane announced their intention to retire their organization and discontinue their handibus. RVRHS was requested to work with the Town of Cochrane to maintain service in Cochrane. BHSCAS donated their three buses to RVRHS. The Town of Cochrane provided an office and bus parking stalls and operational funding.

2011: Sudden growth related to Cochrane necessitated acquisition of GIS paratransit software to manage booking/ scheduling / dispatch functions of the expanded area. Our 2005 technology assessment (funded by Calgary Foundation) provided the background research for Nexen Balzac Energy Centre, Alberta Lotteries and an anonymous donor to fund the \$65,000 purchase.

2012: Computer software encouraged a focus on establishing region-wide service instead of individual funding arrangements made with each municipality of the region:



- Municipal funding strategy changed to a region-wide rate. Previously, separate funding models were presented to each participating municipality in response to the predicted transportation demand. A different model was adopted where costs to make transportation available to the whole region were spread over the total population (ie per capita). Municipalities were presented with a three year schedule to foster their transition..
- A full page list of travel fares/rates now standardized to a consistent rate. Passengers pay \$4 for every 10 kilometres of travel to their destination (as based on GIS software at the time of booking).



2013: Our first trips from Bragg Creek confirmed the region-wide nature of the service area.

2014: Participating municipalities include: Rocky View County, Crossfield, Chestermere, Cochrane, Carstairs. Irricana and Beiseker joined mid-year. Canadian Urban Transit Association presents RVRHS with Excellence in Leadership Award.

2016: Rocky View County awarded Alberta Community Partnership grant for \$250,000 to purchase three wheelchair-accessible buses and subsequently lease the vehicles to RVRHS for a nominal fee.

Governance and Operation

A eleven-member Board of Directors meets monthly with the General Manager to set policy, review activity and approve finances. Directors live in Crossfield, Calgary, Rocky View, Irricana and Airdrie.

Board of Directors:

(as of dec 2017

President: Albert Hulzebos, Calgary

Vice-Pres: Andrew Carr, Airdrie

Secretary: Sharon George, Airdrie

Treasurer: Jo Ann Miller, Calgary

Director: James Ginter, Crossfield

Director: Carmela Hutchison, Irricana

Director: Mavis Hallman, Irricana

Director: Orville Lammle, Cochrane

Director: Jim Bryson, Irricana

Director: Devon Helfrich, Crossfield

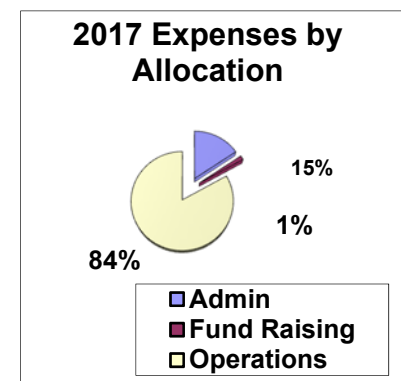
Director: Donalda Laing, Chestermere

Staffing:

- 1.0 General Manager, Paul Siller
- 2.5 FTE office staff (operations supervisor, scheduler, clerk)
- 18 drivers (8 full-time, 11 part-time)

Overhead

Under Canadian Urban Transit Association guidelines, we identify our overhead costs (administration and fundraising) to be roughly 16 % of our expenses.



Donations and Support

Our operation is possible because of these generous supporters:

(* indicates multi-year assistance)

Champions

(Donations over \$85,000)

☞ Alberta Lotteries* ☞ Rocky View County*

Benefactors

(Donations of \$40,000-\$84,999)

☞ ACT/UCT Calgary Club* ☞ Anonymous ☞ Dick Teske Auctioneering ☞ Isley Family Foundation
☞ MacKenzie strategic Giving Foundation* ☞ Nexen Balzac Energy Complex* ☞ W.A. Ranches

Sustainers

(Donations of \$15,000-\$39,999)

☞ Calgary Foundation* ☞ Family of Iain Cullen-Ramsay ☞ EnCana* ☞ Colin Fraser, Daniel Fraser and May Shields Fraser Fund* ☞ Hilton Garden Inn
☞ Estate of Ray Howden ☞ Nexen Balzac Energy Complex* ☞ Nickle Family Foundation* ☞ Rotary Club of Calgary Olympic* ☞ J Snyder

Underwriters

(Donations of \$5,000-\$14,999)

☞ Beddington Hall Board* ☞ Bow Rivers Edge Campground Capital Fund ☞ Chestermere Lions Club* ☞ Cochrane Foundation* ☞ South Rock Employee Charitable Foundation* ☞ Tamaratt Endowment Fund at the Calgary Foundation
☞ TransCanada

Associates

(Donations of \$250-\$4,999)

☞ A. Hulzebos ☞ Balzac United Church
☞ Friends of Ray Howden

Municipalities

Rocky View County
Town of Cochrane
Town of Chestermere
Town of Crossfield
Town of Irricana
Village of Beiseker

Memberships

Canadian Urban Transit Association
Imagine Canada

Collaborating Organizations

(We greatly appreciate their advice and cooperation)

Cochrane FCSS
Crossfield FCSS
Community Links
Rocky View County FCSS
Rocky View Schools
South East Rocky View FCSS

Suppliers

(we certainly don't do this all on our own!!!)

AAMD&C (Trade Division)
Alberta Auto and Truck (Calgary)
ATB Financial (Airdrie)
ATR Logistics (Airdrie)
Carwash Corral (Cochrane)
Cetus AutoPro Repair Centre (Calgary)
Fenton Automotive (Cochrane)
High Country Auto and Propane (Calgary)
Kal Tire (Airdrie)
Par Auto Parts (Airdrie)
RouteMatch Software (Atlanta, Georgia)
Scenic View Motors (Airdrie)
Tech Soup Canada
Town and Country Auto Parts (Cochrane)